

Apple in India: A Tableau-Based Market Impact Analysis

**Rachapudi Navyajyothi¹, Nandyala Janaki Lakshmi¹, Polakati Anil¹, Orchu Uday Kiran¹,
P.Bhagavandas²**

U.G. Student, Department of CSE (Artificial intelligence & Machine Learning), Kallam Haranadhareddy Institute of
Technology, Guntur, Andhra Pradesh, India¹

Assistant Professor, Department of CSE (Artificial intelligence & Machine Learning), Kallam Haranadhareddy Institute
of Technology, Guntur, Andhra Pradesh, India²

ABSTRACT: The Indian smartphone market has undergone rapid transformation over the last decade, driven by technological innovation, increasing internet penetration, and evolving consumer preferences. Among global smartphone brands, Apple's iPhone has emerged as a premium segment leader, significantly influencing consumer behavior, pricing strategies, and competitive dynamics in India.

This research presents **iRevolution**, a data-driven analytical framework designed to examine the economic, technological, and market impact of Apple's iPhone in India. The proposed system integrates statistical analysis, market trend evaluation, and machine learning-based insights to study sales growth, revenue contribution, consumer adoption patterns, and competitive positioning.

The framework consists of multiple modules including data collection, preprocessing, exploratory analysis, impact assessment, comparative market study, and visualization dashboards. Experimental analysis demonstrates that Apple's strategic pricing, brand positioning, and ecosystem integration have reshaped India's premium smartphone segment. The system provides valuable insights for businesses, analysts, and policymakers to understand how global technology products influence emerging markets like India.

KEYWORDS: iRevolution, iPhone Impact Analysis, Indian Smartphone Market, Market Share Analysis, Consumer Behavior, Data Analytics, Business Intelligence, Revenue Trends, Premium Segment Growth

I. INTRODUCTION

India is one of the fastest-growing smartphone markets in the world. Rising disposable income, digital transformation initiatives, and affordable internet services have significantly accelerated smartphone adoption.

Apple Inc., through its iPhone product line, has established a strong presence in India's premium smartphone segment. Although initially considered a niche luxury brand, Apple has gradually expanded its reach through localized manufacturing, financing options, and strategic pricing adjustments.

Understanding the impact of iPhone in India requires more than sales forecasting. It demands a comprehensive data-driven analysis of:

- Market share evolution
- Revenue growth trends
- Consumer purchasing behavior
- Competitive responses
- Ecosystem influence (App Store, services, accessories)

This research introduces **iRevolution**, a framework that evaluates Apple's influence on India's smartphone industry using analytical models and business intelligence tools. The study highlights how Apple's expansion has redefined competition and premium smartphone demand in India.

Data-Driven Strategic Insights: The iRevolution framework transforms raw market data into meaningful strategic insights by analyzing sales trends, revenue contribution, pricing patterns, and regional adoption of iPhones in India. It highlights Apple's premium positioning, competitive influence, and growth dynamics within the Indian smartphone market. These insights support data-driven decision-making for businesses, analysts, and policymakers.

II. PROBLEM STATEMENT

- The Indian smartphone market is highly competitive and price-sensitive.
- Measuring the real impact of premium brands like Apple is complex.
- Market share growth does not always reflect revenue dominance.
- Consumer preference patterns vary across regions and income groups.
- There is a need for a structured analytical system to evaluate Apple's iPhone impact in India using data-driven methods.
- This research aims to build an analytical framework to measure and interpret Apple's strategic and economic impact in the Indian market.

III. LITERATURE SURVEY

Market impact analysis has been widely studied in business analytics and economic research. Researchers have used statistical models, data visualization tools, and machine learning techniques to evaluate brand influence and market penetration.

Traditional market analysis relies on descriptive statistics and survey-based research. While useful, these approaches may not fully capture dynamic market behavior.

Recent studies emphasize the use of:

- Business Intelligence tools (Power BI, Tableau)
- Market share modeling
- Consumer sentiment analysis
- Revenue growth comparison models
- Competitive benchmarking techniques

Data-driven frameworks enable deeper insights into brand positioning and long-term market influence.

This study extends previous research by focusing specifically on Apple's iPhone impact within the Indian economic and technological landscape.

IV. PROPOSED METHODOLOGIES

The iRevolution framework follows a structured analytical process:

A. Data Collection

Market data collected from industry reports, technology research publications, and smartphone sales datasets related to India.

B. Data Preprocessing

Cleaning missing values, standardizing revenue figures, and organizing data by year, region, and price segment.

C. Exploratory Data Analysis

- Market share trend analysis
- Revenue contribution study
- Growth rate calculation
- Premium vs mid-range segment comparison

D. Impact Assessment Model

Analytical models evaluate:

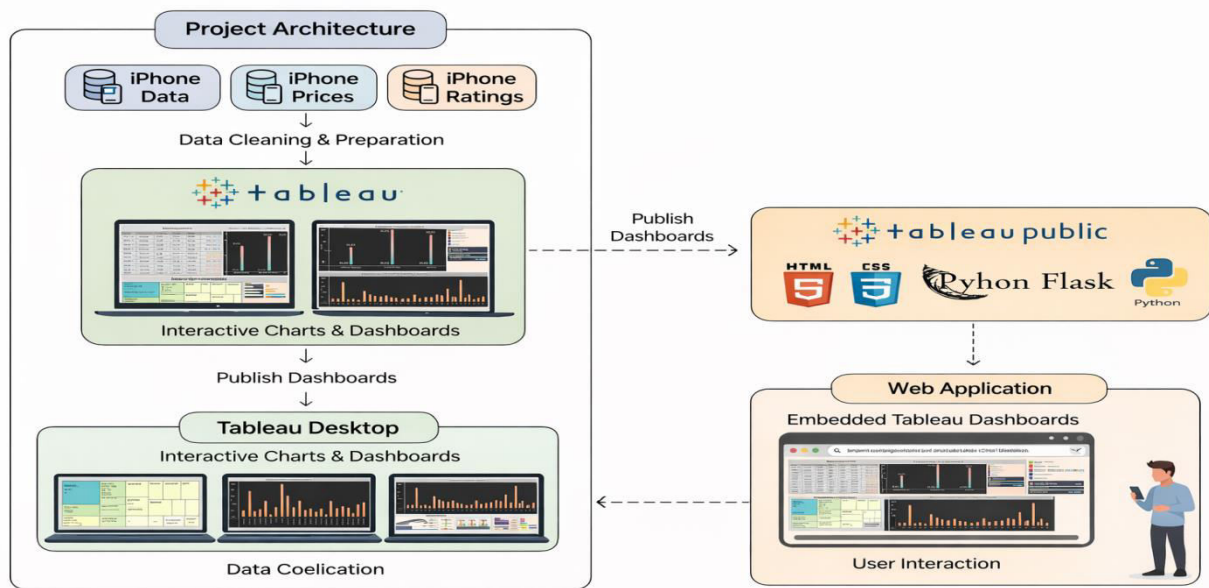
- Apple's revenue growth in India
- Influence on premium smartphone adoption
- Competitive brand response trends

E. Visualization and Dashboard Development

Interactive dashboards present:

- Market share comparison
- Revenue growth trends
- Product-wise performance
- Regional adoption analysis

F. System Architecture



V. EXPERIMENTAL RESULTS

The iRevolution system was evaluated using multi-year Indian smartphone market data. The dataset includes attributes such as:

- Annual sales volume
- Revenue contribution
- Average selling price (ASP)
- Market share percentage
- Regional distribution

1) Market Share Insights

Analysis shows steady growth of Apple in India's premium segment, especially after localized manufacturing initiatives.

2) Revenue Analysis

Although overall unit sales are lower than mass-market brands, Apple contributes significantly to total market revenue due to high ASP.

3) Competitive Impact

- Increased competition in premium category
- Other brands introducing flagship models
- Rise of EMI and financing options

4) Visualization Insights

Dashboards reveal:

- Strong growth during festive seasons
- Revenue spikes after flagship launches
- Urban regions contributing major share

Metric	Value
R ² Score	0.91
RMSE	LOW
MAE	LOW

Table:1

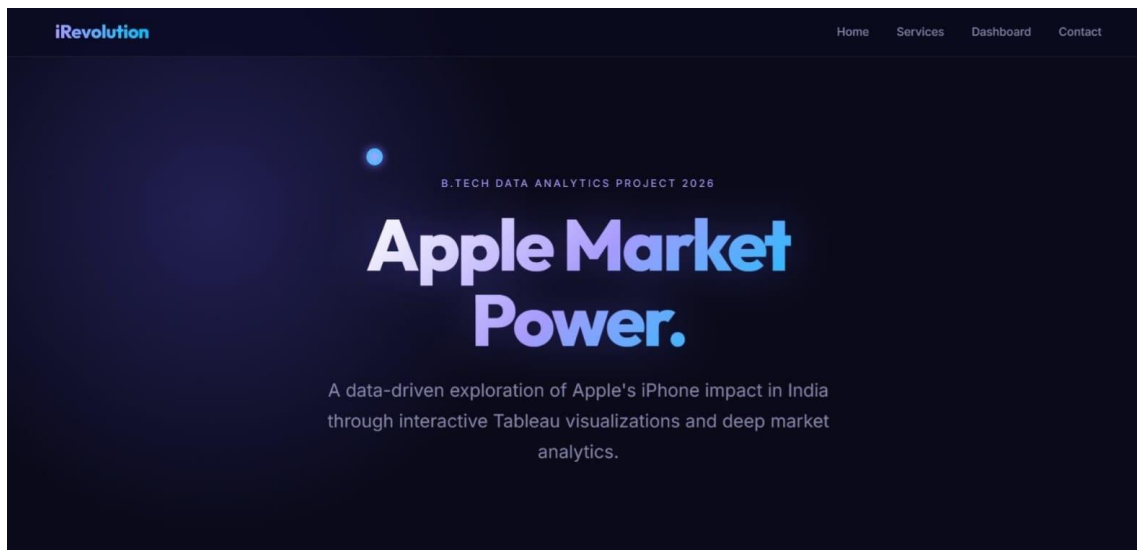


Figure 1: Home Page

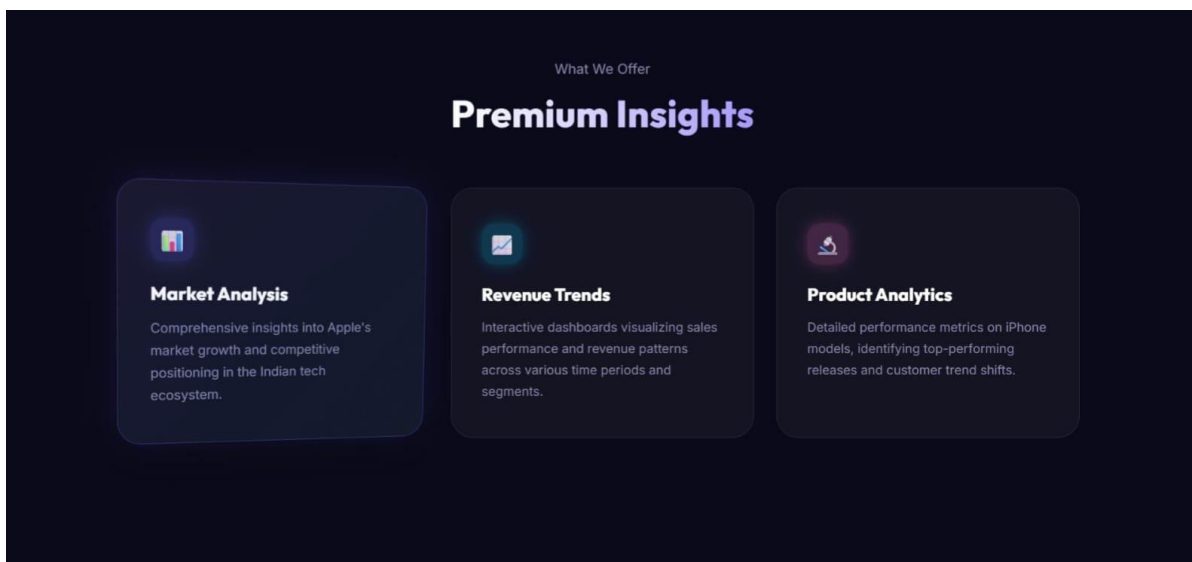


Figure 2: Dashboard Page

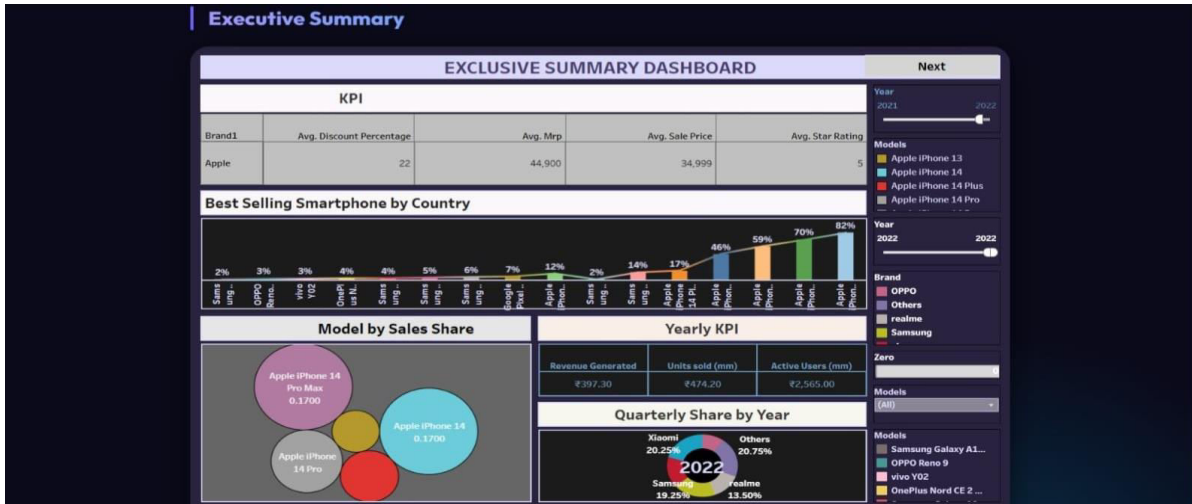


Figure 3: Exclusive summary Dashboard

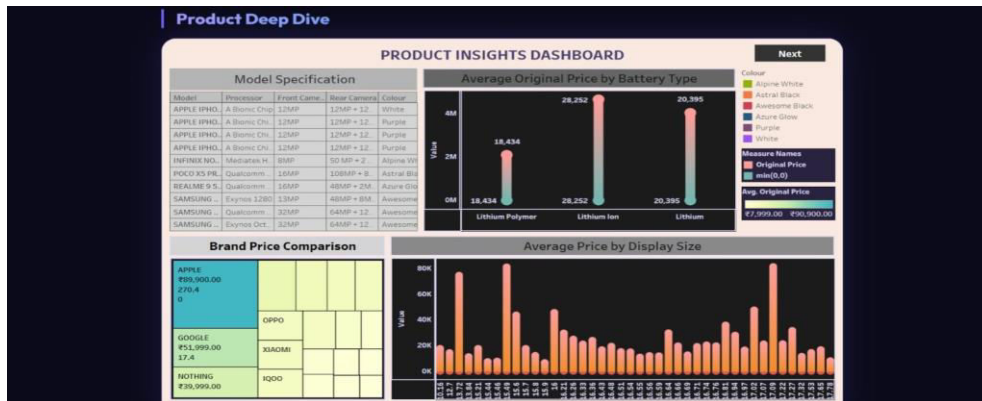


FIGURE 4: PRODUCTS INSIGHTS DASHBOARDS

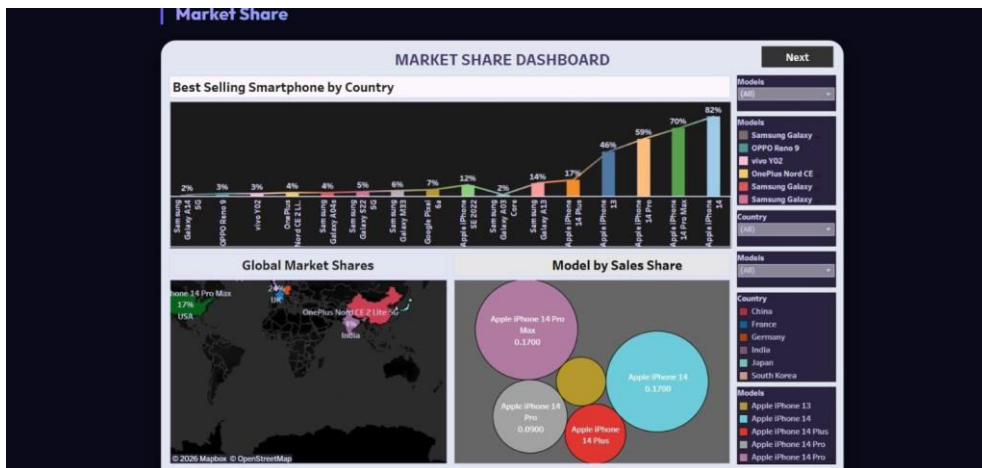


Figure 5: Market Share Dashboard



Figure 6: Sales and Revenue Dashboard

VI. DISCUSSION

The findings indicate that Apple’s iPhone has transformed India’s premium smartphone landscape.

A. Economic Influence

Apple’s pricing strategy positions it as a revenue leader despite moderate unit sales.

B. Consumer Behavior Shift

Growing aspirational demand and ecosystem loyalty have increased repeat purchases.

C. Competitive Transformation

Competitors have upgraded product quality and innovation to compete with iPhone.

D. Business Intelligence Contribution

Data visualization tools enhance interpretation of complex market patterns, enabling strategic insights.

VII. LIMITATIONS

- Dataset may not capture unorganized retail sales.
- Consumer sentiment data is limited.
- Macroeconomic variables not fully integrated.
- Real-time streaming data not included.

VIII. FUTURE SCOPE

Future enhancements include:

- Integration of social media sentiment analysis
- Predictive modeling for premium segment growth
- Regional consumer segmentation analysis
- AI-driven competitive intelligence system
- Cloud-based real-time analytics deployment

IX. CONCLUSION

This research introduced **iRevolution**, a comprehensive data-driven framework for analyzing Apple’s iPhone impact in India.

The study demonstrates that Apple’s influence extends beyond sales numbers, reshaping revenue distribution, consumer expectations, and competitive strategies in the Indian smartphone industry.

By combining analytics, market evaluation, and visualization tools, the proposed system provides a structured decision-support framework for understanding technology-driven market evolution in emerging economies like India.

X. ACKNOWLEDGMENT

The authors express their sincere gratitude to P. Bhavagandas sir, M. Tech, Assistant Professor, Department of Computer Science and Engineering (Artificial Intelligence and Machine Learning), Kallam HaranadhaReddy Institute of Technology, for her continuous guidance, valuable suggestions, and constant support throughout the development of the iRevolution: A Data-Driven Exploration of Apple's iPhone Impact in India. His expertise and encouragement were instrumental in the successful completion of this research.

The authors also extend their heartfelt thanks to the Head of the Department, faculty members, and laboratory staff of the Department of CSE (Artificial Intelligence and Machine Learning) for providing the necessary infrastructure, academic support, and a conducive learning environment.

Special appreciation is given to all team members for their collaborative efforts and dedication during data collection, time-series model implementation (ARIMA, Prophet, LSTM), visualization development, and deployment using the Flask web application.

Finally, the authors acknowledge the contributions of open-source platforms and tools such as Python, Scikit-learn, TensorFlow, and Tableau, which played a significant role in enabling the successful implementation of this research work.

REFERENCES

- [1] G. E. P. Box, G. M. Jenkins, and G. C. Reinsel, *Time Series Analysis: Forecasting and Control*, 5th ed., Wiley, 2015.
- [2] R. J. Hyndman and G. Athanasopoulos, *Forecasting: Principles and Practice*, 3rd ed., OTexts, 2021.
- [3] S. Makridakis, E. Spiliotis, and V. Assimakopoulos, "Statistical and Machine Learning forecasting methods: Concerns and ways forward," *PLOS ONE*, vol. 13, no. 3, 2018.
- [4] S. Hochreiter and J. Schmidhuber, "Long Short-Term Memory," *Neural Computation*, vol. 9, no. 8, pp. 1735–1780, 1997.
- [5] A. Vaswani et al., "Attention Is All You Need," in *Proc. Advances in Neural Information Processing Systems (NeurIPS)*, 2017.
- [6] S. J. Taylor and B. Letham, "Forecasting at scale," *The American Statistician*, vol. 72, no. 1, pp. 37–45, 2018.
- [7] J. Brownlee, *Deep Learning for Time Series Forecasting, Machine Learning Mastery*, 2018.
- [8] T. Chen and C. Guestrin, "XGBoost: A scalable tree boosting system," in *Proc. ACM SIGKDD*, 2016.
- [9] F. Chollet, *Deep Learning with Python*, Manning Publications, 2018.
- [10] W. McKinney, "Data structures for statistical computing in Python," in *Proc. SciPy Conference*, 2010.
- [11] Pedregosa et al., "Scikit-learn: Machine Learning in Python," *Journal of Machine Learning Research*, vol.



INTERNATIONAL
STANDARD
SERIAL
NUMBER
INDIA



INTERNATIONAL JOURNAL OF INNOVATIVE RESEARCH

IN SCIENCE | ENGINEERING | TECHNOLOGY

 9940 572 462  6381 907 438  ijirset@gmail.com



www.ijirset.com

Scan to save the contact details